





HF SERIES SPARK SAFE FREEZER

NULINE
REFRIGERATION

FEATURES

- Audible Alarm
- Static Refrigerated Shelves
- Door Lock
- Digital Display with Built-in Alarms
- Bottom Mounted System
- Hi/Lo Readout
- Remote Alarm Contacts



	-18°C to -22°C
	125 L 350 L 570 L
	595w x 650d x 830h 595w x 650d x 1850h 775w x 750d x 1850h



HF SERIES SPARK SAFE FREEZER

NULINE
REFRIGERATION

MODEL	HF200	HF400	HF600
Gross Capacity	125 L	350 L	570 L
External Dimensions in mm (w/d/h including castors or legs)	595 x 650 x 830	595 x 650 x 1850	775 x 750 x 1850
Internal Dimensions in mm (w/d/h)	455 x 445 x 665	455 x 445 x 1685	635 x 545 x 1685
Packed Dimensions in mm (w/d/h including pallet)	640 x 670 x 1005	640 x 670 x 2010	830 x 790 x 2010
Gross Weight – kg (packed weight)	42	79	102
Net Weight – kg	39	74	94
Energy Consumption	402 kWh/y	795 kWh/y	896 kWh/y
Voltage	240V	240V	240V
Temperature Range	-18°C to -22°C	-18°C to -22°C	-18°C to -22°C
Ambient Temperature Range	10°C to 32°C	10°C to 32°C	10°C to 32°C
Refrigerant	R600a	R290	R290
Cooling System / Defrost	Static	Static	Static
Exterior Cabinet Finish	Enamelled Steel	Enamelled Steel	Enamelled Steel
Inner Liner Material	ABS	ABS	ABS
Door	Solid	Solid	Solid
Door Hinge	Right	Right	Right
Door Handle	Pull Handle	Pull Handle	Pull Handle
Type of Controller	Digital	Digital	Digital
Temperature Display	External	External	External
Data Logger	Optional	Optional	Optional
Door Ajar Alarms	Optional	Optional	Optional
High and Low Readout	Visual / Audible	Visual / Audible	Visual / Audible
Remote Alarm Contacts (Bms Connectivity for Alarms only) (Bms Connectivity for Temperatures)	Yes Optional	Yes Optional	Yes Optional
Port Entry	Optional	Optional	Optional
Battery Back-Up for Controller	Optional	Optional	Optional
Power Requirement	10amp GPO	10amp GPO	10amp GPO
Watts	75W	205W	220W
Castors	No adjustable levelling legs	No adjustable levelling legs	No adjustable levelling legs
Adjustable Shelves	Fixed	Fixed	Fixed
Usable Shelf Area in mm (w/d)	2 x 455 x 405	6 x 455 x 405	6 x 635 x 505



South Australia & NT
Ph: (08) 8186 0523
rowesa@rowe.com.au

Queensland
Ph: (07) 3376 9411
roweqld@rowe.com.au

Victoria & Tasmania
Ph: (03) 9701 7077
rowevic@rowe.com.au

New South Wales
Ph: (02) 9603 1205
rowensw@rowe.com.au

Western Australia
Ph: (08) 9302 1911
rowewa@rowe.com.au

www.rowe.com.au

